



Spherical Bearing

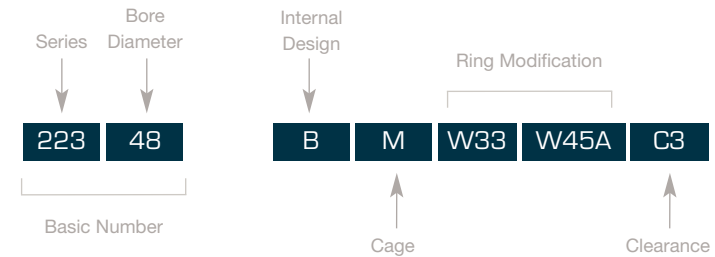
Double Row



Chapter 11
Double Row
pages 00 to 00



www.fbc-usa.com



Series

213	Standard series spherical roller bearings
222,223	Standard series spherical roller bearings
230,231	Standard series spherical roller bearings
232,233,239	Standard series spherical roller bearings
240, 241	Standard series spherical roller bearings

Internal Design

B	One piece ribbed inner ring, asymmetrical roller and center guided retainere
C	(1) Single row angular contact ball bearing with 15° contact angle, (2) Spherical roller bearing with a flangeless inner ring, symmetrical rollers, loose guide ring and pressed window-type steel cage
CA	Spherical roller bearing of C design, but with retaining flanges on the inner ring and machined cage
CC	Spherical roller bearing of C design but with enhanced roller guidance
E	High capacity spherical roller bearing

Cage

No Symbol	Pressed steel cage
J	Pressed steel cage
TV	Nylon cage
M	Machined brass cage, Roller riding
MB	Cage guided by inner ring
MA	Cage guide by outer ring

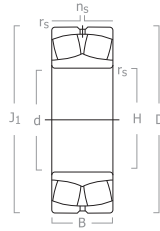
Ring Modification

W33	Oil groove and holes
W20	Outer ring with Standard lubrication holes
W26	Six lubrication holes in the inner ring
W513	Six lubrication holes in the inner ring and annular groove and three lubrication holes in the outer ring,
W45A	Ring and rollers made of carburizing grade steel
W209	Carbunizing grade steel,
W47	Inner Ring with over size bore,
C08	C02 Inner ring & C04 Outer ring
C02/C04	Inner and outer ring closed running accuracy
K	1:12 tapered bore
K30	1:30 tapered bore

Special Features

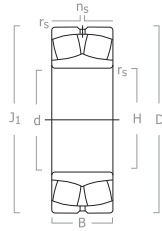
SLD	Sealed both side
KSLD	Sealed both side taper bore

DOUBLE ROW



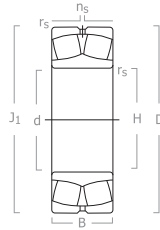
Principal dimensions				Basic load ratings		Speed ratings(rpm)		Designations	Weight
mm				KN		Grease	Oil		kg
d	D	B	rmin	Cr	Cor				
40	80	23	1,1	69	89	6000	7500	22208CAW33	0,52
	90	33	1,5	105	130	4500	5600	22308CAW33	1,01
45	90	33	1,5	105	130	4500	5600	22308CAKW33	0,98
	85	23	1,1	81	95	5300	6700	22209CAW33	0,62
	100	36	1,5	127	168	3800	4800	22309CAKW33	1,56
50	100	36	1,5	127	168	3800	4800	22309CAW33	1,52
	100	36	1,5	127	168	3800	4800	22309CAKW33	1,52
	110	40	2,0	157	208	3400	4300	22310CAW33	2,17
55	110	40	2,0	157	208	3400	4300	22310CAKW33	2,13
	100	25	1,5	90	119	4500	5600	22211CAW33	0,89
	100	25	1,5	90	119	4500	5600	22211CAKW33	0,89
60	120	43	2,0	175	230	3200	4000	22311CAW33	2,60
	120	43	2,0	175	230	3200	4000	22311CAKW33	2,42
	110	28	1,5	110	154	4000	5000	22212CAW33	1,01
65	110	28	1,5	110	154	4000	5000	22212CAKW33	0,98
	130	46	2,1	212	284	3000	3800	22312CAW33	3,33
	130	46	2,1	212	284	3000	3800	22312CAKW33	3,33
70	120	31	1,5	135	193	3800	4800	22213CAW33	1,56
	120	31	1,5	135	193	3800	4800	22213CAKW33	1,52
	140	33	2,1	157	200	2800	3600	21313CAW33	2,58
	140	48	2,1	238	325	2600	3400	22313CAW33	4,92
70	140	48	2,1	238	325	2600	3400	22313CAKW33	4,90
	125	31	1,5	141	205	3600	4500	22214CAW33	1,83
	150	31	1,5	141	205	3600	4500	22214CAKW33	1,81

DOUBLE ROW



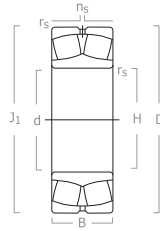
Principal dimensions				Basic load ratings		Speed ratings(rpm)		Designations	Weight
mm				KN		Grease	Oil		kg
d	D	B	rmin	Cr	Cor				
	150	51	2,1	300	360	2400	3200	22314CAW33	5,23
	150	51	2,1	300	360	2400	3200	22314CAKW33	5,21
75	130	31	1,5	139	208	3400	4300	22215CAW33	1,71
	130	31	1,5	139	208	3400	4300	22215CAKW33	1,67
	160	55	2,1	300	420	2200	3000	22315CAW33	5,40
	160	55	2,1	300	420	2200	3000	22315CAKW33	5,32
80	140	33	2,0	150	225	3200	4000	22216CAW33	2,10
	140	33	2,0	150	225	3200	4000	22216CAKW33	2,03
	170	58	2,1	345	495	2000	2800	22316CAW33	6,79
	170	58	2,1	345	495	2000	2800	22316CAKW33	7,47
85	150	36	2,0	168	246	3000	3800	22217CAW33	2,73
	150	36	2,0	175	254	3000	3800	22217CAKW33	2,64
	180	60	3,0	355	505	1900	2600	22317CAW33	8,19
	180	60	3,0	355	505	1900	2600	22317CAKW33	8,01
90	160	40	2,0	252	188	2600	3400	22218CAW33	3,55
	160	40	2,0	252	188	2600	3400	22218CAKW33	3,28
	160	52,4	2,0	290	475	1900	2600	23218CAW33	4,82
	160	52,4	2,0	290	475	1900	2600	23218CAKW33	4,55
	190	64	3,0	420	625	1800	2400	22318CAKW33	8,44
95	170	43	2,1	245	375	2400	3200	22219CAW33	4,27
	170	43	2,1	245	375	2400	3200	22219CAKW33	4,48
	200	67	3,0	465	685	1800	2400	22319CAW33	10,50
	200	67	3,0	465	685	1800	2400	22319CAKW33	10,30
100	165	52	2,0	287	510	2000	2800	23120CAW33	4,42
	180	46	2,1	277	425	2200	3000	22220CAW33	5,18

DOUBLE ROW



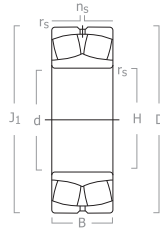
Principal dimensions				Basic load ratings		Speed ratings(rpm)		Designations	Weight
mm				KN		Grease	Oil		kg
d	D	B	rmin	Cr	Cor				
	180	46	2,1	277	425	2200	3000	22220CAKW33	4,96
	180	60,3	2,1	400	570	1700	2200	23220CAW33	6,58
	180	60,3	2,1	400	570	1700	2200	23220CAKW33	6,21
	215	73	3,0	540	815	1700	2200	22320CAW33	13,80
	215	73	3,0	540	815	1700	2200	22320CAKW33	13,80
110	170	45	2,0	253	460	2200	3000	23022CAW33	3,54
	170	45	2,0	253	460	2200	3000	23022CAKW33	3,50
	180	69	2,0	435	400	1000	1400	24122CW24	6,90
	180	69	2,0	425	750	1000	1400	24122CAW33	6,92
	200	53	2,1	385	625	2000	2800	22222CW33	7,27
	200	53	2,1	385	625	2000	2800	22222CKW33	7,24
	200	53	2,1	345	545	2000	2800	22222CAW33	7,43
	200	53	2,1	345	545	2000	2800	22222CAKW33	7,25
	200	69,8	2,1	490	720	1600	2000	23222CAW33	10,10
	200	69,8	2,1	490	720	1600	2000	23222CAKW33	10,00
	200	69,8	2,1	490	720	1600	2000	23222CAKW33	9,83
	240	80	3,0	630	955	1600	2000	22322CAW33	18,90
	240	80	3,0	630	955	1600	2000	22322CAKW33	18,50
120	180	46	2,0	263	495	2000	2800	23024CAW33	4,44
	180	46	2,0	263	495	2000	2800	23024CAKW33	4,42
	180	60	2,0	325	660	1600	2000	24024CAW33	5,83
	200	62	2,0	405	715	1800	2400	23124CAKW33	12,40
	200	80	2,0	495	925	900	1200	24124CAW33	10,60
	215	58	2,1	425	680	1900	2600	22224CAKW33	9,76
	215	58	2,1	425	680	1900	2600	2224CAKW33	9,68

DOUBLE ROW



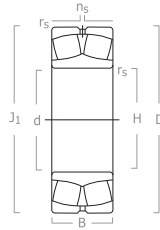
Principal dimensions				Basic load ratings		Speed ratings(rpm)		Designations	Weight
mm				KN		Grease	Oil		kg
d	D	B	rmin	Cr	Cor				
	215	76	2,1	535	940	1500	1900	23224CAW33	12,10
	215	76	2,1	535	940	1500	1900	23224CAW33	12,00
	215	76	2,1	535	940	1500	1900	23224CAKW33	11,90
	260	86	3,0	720	1100	1400	1800	22324CAW33	23,30
	260	86	3,0	720	1100	1400	1800	22324CAKW33	22,80
130	180	37	1,5	185	298,5	1100	2200	23926CAW33	2,80
	200	52	2,0	340	350	1900	2600	23026CAW33	7,04
	200	52	2,0	340	350	1900	2600	23026CAKW33	6,57
	210	64	2,0	430	790	1700	2200	23126CAW33	10,70
	210	64	2,0	430	790	1700	2200	23126CAKW33	10,10
	230	64	3,0	490	805	1800	2400	22226CAW33	12,40
	230	64	3,0	490	805	1800	2400	22226CAKW33	12,20
	230	80	3,0	670	1020	1300	1700	23226CAW33	15,90
	230	80	3,0	670	1020	1300	1700	23226CAKW33	15,80
	280	93	4,0	840	1300	1300	1700	22326CAW33	18,30
	280	93	4,0	840	1300	1300	1700	22326CAKW33	18,00
140	190	37	1,5	209	356	1050	2100	23928CAW33	3,00
	210	53	2,0	363	706	1800	2400	23028CAW33	6,70
	210	53	2,0	363	706	1800	2400	23028CAKW33	6,50
	225	68	2,1	490	935	1600	2000	23128CAW33	10,90
	225	85	2,1	580	1150	850	1100	24128CAK30W33	13,20
	250	68	3,0	560	930	1700	2200	22228CAW33	15,60
	250	68	3,0	560	930	1700	2200	22228CAKW33	15,00
	250	88	3,0	910	1365	1200	1600	23228CAW33	19,70
	250	88	3,0	910	1365	1200	1600	23228CAKW33	19,30

DOUBLE ROW



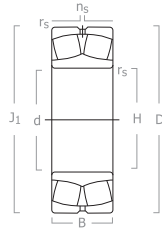
Principal dimensions				Basic load ratings		Speed ratings(rpm)		Designations	Weight
mm				KN		Grease	Oil		kg
d	D	B	rmin	Cr	Cor				
	300	102	4,0	1210	1950	1100	1500	22328CAW33	36,20
	300	102	4,0	1210	1950	1100	1500	22328CAKW33	36,20
150	210	45	2,0	311	538	950	1900	23930CAW33	4,80
	225	56	2,1	400	795	1700	2200	23030CAW33	7,44
	225	56	2,1	400	795	1700	2200	23030CAKW33	7,96
	225	75	2,1	500	1050	1300	1700	24030CAW33	9,39
	225	75	2,1	500	1050	1300	1700	24030CAK30W33	9,39
	250	80	2,1	745	685	1400	1800	23130CAW33	16,50
	250	80	2,1	745	685	1400	1800	23130CAKW33	16,40
	270	73	3,0	630	1050	1600	2000	22230CAW33	18,70
	270	73	3,0	630	1050	1600	2000	22230CAKW33	18,50
	270	96	3,0	950	1550	1100	1500	23230CAW33	26,60
	320	108	4,0	1120	1810	1000	1400	22330CAW33	41,50
	320	108	4,0	1120	1810	1000	1400	22330CAKW33	41,10
160	220	45	2,0	348	655	1650	2200	23932CAW33	5,10
	240	60	2,1	445	875	1700	2200	23032CAKW33	8,86
	240	60	2,1	445	875	1700	2200	23032CAW33	10,00
	240	80	2,1	570	1210	1100	1500	24032CAW33	13,20
	240	80	2,1	570	1210	1100	1500	24032CAK30W33	13,20
	270	86	2,1	764	1430	1300	1700	23132CAW33	21,90
	270	86	2,1	764	1430	1300	1700	23132CAKW33	21,90
	270	109	2,1	866	1690	700	900	24132CAW33	24,60
	290	80	3,0	750	1300	1500	1900	22232CAW33	24,60
	290	80	3,0	750	1300	1500	1900	22232CAKW33	24,10
	290	104	3,0	955	1770	1000	1400	23232CAW33	30,20

DOUBLE ROW



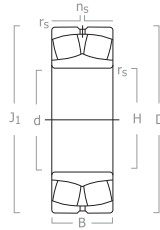
Principal dimensions				Basic load ratings		Speed ratings(rpm)		Designations	Weight
mm				KN		Grease	Oil		kg
d	D	B	rmin	Cr	Cor				
	290	104	3,0	955	1770	1000	1400	23232CAKW33	29,20
	340	114	4,0	1270	2050	950	1300	22332CAW33	51,80
	340	114	4,0	1270	2050	950	1300	22332CAKW33	52,80
170	230	45	2,0	371	692	1580	2100	23934CAW33	5,30
	260	67	2,1	555	1090	1600	2000	23034CAW33	14,20
	260	67	2,1	555	1090	1600	2000	23034CAKW33	14,10
	260	90	2,1	705	1500	1000	1400	24034CAW33	17,80
	280	88	2,1	730	1390	1200	1600	23134CAKW33	24,60
	280	109	2,1	915	1830	670	850	24134CAW33	24,80
	310	86	4,0	845	1450	1300	1700	22234CAW33	26,80
	310	86	4,0	845	1450	1300	1700	22234CAKW33	26,20
	310	110	4,0	1070	1930	950	1300	23234CAW33	38,00
	360	120	4,0	1320	2120	950	1300	22334CAW33	62,60
180	250	52	2,0	430	830	1700	2200	23936CAW33	7,34
	280	74	2,1	630	1280	1400	1800	23036CAW33	17,70
	280	100	2,1	835	1750	950	1300	24036CAW33	26,60
	280	100	2,1	835	1750	950	1300	24036CAK30W33	26,60
	300	96	3,0	900	1720	1100	1500	23136CAW33	27,10
	300	96	3,0	900	1720	1100	1500	23136CAKW33	27,00
	300	118	3,0	1020	2030	630	800	24136CAW33	33,00
	300	118	3,0	1020	2030	630	800	24136CAKW33	33,00
	320	86	4,0	895	1550	1300	1700	22236CAW33	29,40
	320	86	4,0	895	1550	1300	1700	22236CAKW33	29,30
	320	112	4,0	1160	2130	900	1200	23236CAW33	38,50
	320	112	4,0	1160	2130	900	1200	23236CAKW33	38,40

DOUBLE ROW



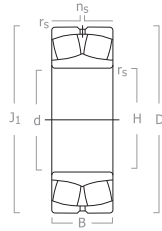
Principal dimensions				Basic load ratings		Speed ratings(rpm)		Designations	Weight
mm				KN		Grease	Oil		kg
d	D	B	rmin	Cr	Cor				
	380	126	4,0	1470	2400	900	1200	22336CAW33	72,20
	380	126	4,0	1470	2400	900	1200	22336CAKW33	71,30
190	260	52	2,0	480	910	1430	1900	23938CAW33	8,10
	290	75	2,1	700	1450	1300	1700	23038CAW33	16,90
	290	75	2,1	700	1450	1300	1700	23038CAKW33	16,80
	290	100	2,1	855	1840	950	1300	24038CAW33	22,90
	290	100	2,1	855	1840	950	1300	24038CAKW33	22,90
	320	104	3,0	975	1840	1000	1400	23138CAW33	34,30
	320	128	3,0	1200	2400	600	750	24138CAK30W33	41,80
	340	92	4,0	865	1620	1200	1600	22238CAW33	37,20
	340	92	4,0	865	1620	1200	1600	22238CAKW33	37,20
	340	120	4,0	1290	2400	850	1100	23238CAW33	44,80
	340	120	4,0	1290	2400	850	1100	23238CAKW33	43,10
	400	132	5,0	1640	2630	850	1100	22338CAW33	82,20
200	280	60	2,1	495	1150	1600	2000	23940CAW33	12,10
	310	82	2,1	770	1560	1200	1600	23040CAW33	22,60
	310	82	2,1	770	1560	1200	1600	23040CAKW33	22,40
	310	109	2,1	985	2130	900	1200	24040CAW33	31,30
	310	109	2,1	985	2130	900	1200	24040CAK30W33	31,30
	340	112	3,0	1170	2240	950	1300	23140CAW33	42,80
	340	112	3,0	1170	2240	950	1300	23140CAKW33	42,60
	340	140	3,0	1380	2800	560	700	24140CAW33	52,10
	340	140	3,0	1380	2800	560	700	24140CAKW33	52,10
	360	98	4,0	1100	1950	1100	1500	22240CAW33	44,70
	360	98	4,0	1000	1950	1100	1500	22240CAKW33	44,00

DOUBLE ROW



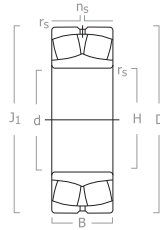
Principal dimensions				Basic load ratings		Speed ratings(rpm)		Designations	Weight
mm				KN		Grease	Oil		kg
d	D	B	rmin	Cr	Cor				
	360	128	4,0	1360	2530	850	1100	23240CAW33	53,40
	360	128	4,0	1360	2530	850	1100	23240CAKW33	52,00
	420	138	5,0	1740	2860	850	1100	22340CAW33	97,00
	420	138	5,0	1740	2860	850	1100	22340CAKW33	95,30
	420	165	5,0	2020	3500	750	950	23340CAW33	122,00
219,5	340	90	3,0	935	1900	1100	1500	23044CAYA2	32,00
220	300	60	2,0	570	1081	650	1300	23944CAW33	12,30
	340	90	3,0	935	1900	1100	1500	23044CAW33	32,00
	340	90	3,0	935	1900	1100	1500	23044CAKW33	31,60
	340	118	3,0	1150	2500	850	1100	24044CAW33	39,10
	340	118	3,0	1150	2500	850	1100	24044CAKW33	39,00
	370	120	4,0	1370	2710	900	1200	23144CAW33	54,70
	370	120	4,0	1370	2710	900	1200	23144CAKW33	53,10
	400	108	4,0	1350	2400	950	1300	22244CAW33	63,50
	400	108	4,0	1350	2400	950	1300	22244CAKW33	63,20
	400	144	4,0	1720	3200	750	950	23244CAW33	77,30
	400	144	4,0	1720	3200	750	950	23244CAKW33	77,30
240	320	60	2,1	530	1310	1300	1700	23948CAW33	15,00
	320	60	2,1	530	1310	1300	1700	23948CAKW33	14,90
	360	92	3,0	985	2080	1000	1400	23048CAW33	34,20
	360	92	3,0	985	2080	1000	1400	23048CAKW33	32,20
	360	118	3,0	1240	2800	800	1000	24048CAW33	46,50
	360	118	3,0	1240	2800	800	1000	24048CAK30W33	46,50
	400	128	4,0	1500	3000	850	1100	23148CAW33	68,20
	400	128	4,0	1500	3000	850	1100	23148CAKW33	68,20

DOUBLE ROW



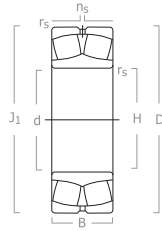
Principal dimensions				Basic load ratings		Speed ratings(rpm)		Designations	Weight
mm				KN		Grease	Oil		kg
d	D	B	rmin	Cr	Cor				
	400	160	4,0	1660	3400	480	600	24148CAW33	79,00
	400	160	4,0	1660	3400	480	600	24148CAK30W33	77,80
	440	120	4,0	1820	1640	900	1200	22248CAW33	85,00
	440	120	4,0	1820	1640	900	1200	22248CAKW33	85,00
	440	160	4,0	2080	3950	670	850	23248CAW33	102,00
	440	160	4,0	2080	3950	670	850	23248CAKW33	102,00
260	360	75	2,1	820	1750	1100	1500	23952CAW33	21,60
	400	104	4,0	1230	2550	900	1200	23052CAW33	49,80
	400	104	4,0	1230	2550	900	1200	23052CAKW33	46,90
	400	140	4,0	1780	1910	700	900	24052CAW33	66,70
	400	140	4,0	1550	3500	700	900	24052CAK30W33	65,20
	440	144	4,0	1860	3750	800	1000	23152CAW33	88,90
	440	144	4,0	1990	4060	800	1000	23152CAKW33	88,70
	440	180	4,0	2100	4360	430	530	24152CAW33	115,00
	440	180	4,0	2100	4360	430	530	24152CAK30W33	113,00
	480	130	5,0	1900	3600	850	1100	22252CAW33	106,00
	480	130	5,0	2279	3602	850	1100	22252CAKW33	105,40
	480	174	5,0	2800	4750	630	800	23252CAW33	141,00
	480	174	5,0	2800	4750	630	800	23252CAKW33	145,00
	540	165	6,0	3000	4700	630	800	22352CAW33	184,00
	540	165	6,0	3000	4700	630	800	22352CAKW33	184,00
280	380	75	2,1	700	1850	1000	1400	23956CAW33	25,70
	420	106	4,0	1320	2850	850	1100	23056CAW33	56,80
	420	106	4,0	1320	2850	850	1100	23056CAKW33	56,80
	420	140	4,0	1620	3700	670	850	24056CAW33	69,20

DOUBLE ROW



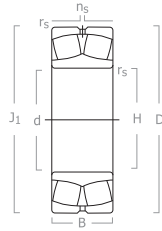
Principal dimensions				Basic load ratings		Speed ratings(rpm)		Designations	Weight
mm				KN		Grease	Oil		kg
d	D	B	rmin	Cr	Cor				
	420	140	4,0	1620	3700	670	850	24056CAK30W33	67,20
	460	146	5,0	1990	4150	750	950	23156CAW33	104,00
	460	146	5,0	1990	4150	750	950	23156CAKW33	103,00
	460	180	5,0	2220	4770	400	500	24156CAW33	119,00
	460	180	5,0	2220	4770	400	500	24156CAK30W33	119,00
	500	130	5,0	1990	3600	800	1000	22256CAW33	118,00
	500	130	5,0	1990	3600	800	1000	22256CAKW33	117,00
	500	176	5,0	2580	5100	600	750	23256CAW33	146,00
	580	175	6,0	3200	5700	600	750	22356CAKW33	221,00
300	420	90	3,0	1050	2500	950	1300	23960CAW33	40,10
	460	118	4,0	1610	3450	800	1000	23060CAW33	74,90
	460	118	4,0	1610	3450	800	1000	23060CAKW33	73,60
	460	160	4,0	2040	2700	600	750	24060CAW33	99,00
	460	160	4,0	2040	2700	600	750	24060CAK30W33	99,00
	500	160	5,0	2310	4770	670	850	23160CAW33	126,00
	500	160	5,0	2310	4770	670	850	23160CAKW33	143,00
	540	140	5,0	2310	4300	750	950	22260CAW33	138,00
	540	140	5,0	2310	4300	750	950	22260CAKW33	135,90
	540	192	5,0	3300	5580	530	670	23260CAW33	192,00
	540	192	5,0	3300	5580	530	670	23260CAKW33	192,00
320	440	90	2,5	1206	2435	450	900	23964CAW33	40,50
	480	121	4,0	1930	2200	800	1000	23064CAW33	84,70
	480	121	4,0	1930	2200	800	1000	23064CAKW33	84,70
	480	160	4,0	2480	5100	560	700	24064CAW33	106,00
	480	160	4,0	2480	5100	560	700	24064CAKW33	106,00

DOUBLE ROW



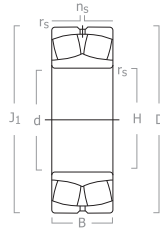
Principal dimensions				Basic load ratings		Speed ratings(rpm)		Designations	Weight
mm				KN		Grease	Oil		kg
d	D	B	rmin	Cr	Cor				
	540	176	5,0	3150	3200	630	800	23164CAW33	200,00
	540	176	5,0	3150	3200	630	800	23164CAKW33	195,00
	580	150	5,0	2490	4550	670	850	22264CACW33	175,00
	580	150	5,0	2490	4550	670	850	22264CACKW33	175,00
	580	208	5,0	3920	6820	500	630	23264CAW33	253,00
	580	208	5,0	3920	6820	500	630	23264CAKW33	252,00
340	460	90	3,0	3920	6820	900	1200	23968CAW33	45,60
	520	133	5,0	1980	4400	700	900	23068CAW33	115,00
	520	133	5,0	1980	4400	700	900	23068CAKW33	114,00
	520	180	5,0	2460	5700	530	670	24068CAW33	137,00
	520	180	5,0	2460	5700	530	670	24068CAK30	134,00
	580	190	5,0	3050	6300	600	750	23168CAW33	211,00
	580	190	5,0	3050	6300	600	750	23168CAKW33	206,00
360	480	90	3,0	3050	6300	850	1100	23972CAW33	46,60
	540	134	5,0	2280	4800	670	850	23072CAW33	126,00
	540	134	5,0	2280	4800	670	850	23072CAKW33	124,00
	600	192	5,0	3250	6850	560	700	23172CAW33	255,00
	600	192	5,0	3250	6850	560	700	23172CAKW33	255,00
	600	243	5,0	5600	8400	300	380	24172CAW33	269,00
	600	243	5,0	5600	8400	300	380	24172CAK30W33	270,00
	750	224	7,5	490	860	400	500	22372CAW33	466,00
	750	224	7,5	490	860	400	500	22372CAKW33	460,00
380	520	106	4,0	1730	3800	800	1000	23976CAW33	69,50
	560	135	5,0	2480	5000	630	800	23076CAW33	130,00
	560	135	5,0	2480	5000	630	800	23076CAKW33	130,00

DOUBLE ROW



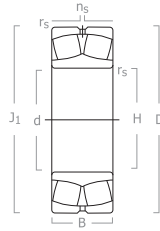
Principal dimensions				Basic load ratings		Speed ratings(rpm)		Designations	Weight
mm				KN		Grease	Oil		kg
d	D	B	rmin	Cr	Cor				
	560	180	5,0	3150	6800	480	600	24076CAW33	153,00
	560	180	5,0	3150	6800	480	600	24076CAK30W33	153,00
	620	194	5,0	3400	7350	400	500	23176CAW33	244,00
	620	194	5,0	3400	7350	400	500	23176CAKW33	244,00
400	540	106	4,0	1730	3900	750	950	23980CAW33	24,20
	600	148	5,0	2540	5900	600	750	23080CAW33	161,00
	600	148	5,0	2540	5900	600	750	23080CAKW33	158,00
	600	200	5,0	3600	7800	450	560	24080CAW33	202,00
	600	200	5,0	3600	7800	450	560	24080CAK30W33	202,00
	650	200	6,0	4080	7650	380	480	23180CAKW33	264,00
	670	216	6,0	4010	8540	380	480	23180CAW33	293,00
	720	256	6,0	6140	11300	340	430	23280CAW33	468,00
	720	256	6,0	6140	11300	340	430	23280CAKW33	468,00
420	620	150	5,0	2704	6393	450	560	23084CAW33	149,00
	620	150	5,0	2704	6393	450	560	23084CAKW33	149,00
	620	200	5,0	3350	8450	380	480	24084CAW33	202,00
	620	200	5,0	3350	8450	380	480	24084CAK30W33	197,00
	700	224	6,0	3650	5200	360	450	23184CAW33	353,00
	700	224	6,0	3650	5200	360	450	23184CAKW33	353,00
	760	272	7,5	5610	11900	320	400	23284CAW33	550,00
	760	272	7,5	5610	11900	320	400	23284CAKW33	549,00
440	600	118	3,0	2123	4702	325	650	23988CAW33	96,85
	650	157	6,0	2780	6500	430	530	23088CAW33	185,00
	650	157	6,0	2780	6500	430	530	23088CAKW33	179,00
	720	226	6,0	4500	10000	340	430	23188CAW33	378,00

DOUBLE ROW



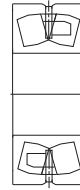
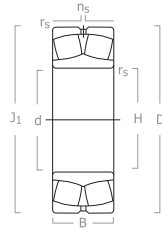
Principal dimensions				Basic load ratings		Speed ratings(rpm)		Designations	Weight
mm				KN		Grease	Oil		kg
d	D	B	rmin	Cr	Cor				
	720	226	6,0	4500	10000	340	430	23188CAKW33	378,00
	720	280	6,0	6400	13200	300	380	24188CAKW33	451,00
460	620	118	3,0	2048	4702	504	582	23992CAW33	100,60
	680	163	6,0	3450	6950	400	500	23092CAW33	226,00
	680	218	6,0	4200	9100	340	430	24092CAW33	304,00
	760	240	7,5	5500	10000	320	400	23192CAW33	457,00
	760	300	7,5	6100	14400	160	200	24192CAW33	459,00
	760	300	7,5	6100	14400	160	200	24192CAKW33	459,00
	830	296	7,5	7350	13500	300	380	23292CAW33	698,00
	830	296	7,5	7350	13500	300	380	23292CAKW33	698,00
480	600	90	3,0	1285	3985	450	600	23896CAW33	60,40
	650	128	5,0	2150	5725	400	500	23996CAW33	125,00
	790	248	7,5	6100	12000	300	380	23196CAW33	516,00
	790	248	7,5	6100	12000	300	380	23196CAKW33	516,00
	870	310	7,5	6750	15200	260	340	23296CAW33	853,00
	870	310	7,5	6750	15200	260	340	23296CAKW33	853,00
500	670	128	5,0	2530	6000	400	500	239/500CAW33	120,00
	720	167	6,0	3150	7650	380	480	230/500CAW33	228,00
	920	336	7,5	8600	18600	280	360	232/500CAW33	985,00
530	780	185	6,0	3900	9650	340	430	230/530CAW33	339,00
	780	185	6,0	3900	9650	340	430	230/530CAKW33	335,00
560	750	140	5,0	3050	7200	340	430	239/560CAW33	177,00
	820	195	6,0	4300	10500	320	410	230/560CAW33	363,00
	820	195	6,0	4300	10500	320	410	230/560CAKW33	360,00
	920	280	7,5	6900	15700	240	320	231/560CAW33	756,00

DOUBLE ROW



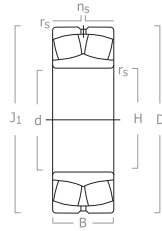
Principal dimensions				Basic load ratings		Speed ratings(rpm)		Designations	Weight
mm				KN		Grease	Oil		kg
d	D	B	rmin	Cr	Cor				
	920	280	7,5	6900	15700	240	320	231/560CAKW33	745,00
600	870	200	6,0	4700	11600	300	380	230/600CAW33	442,00
	800	150	5,0	3900	8900	320	410	239/600CAW33	220,00
	980	375	7,5	8800	21600	110	150	241/600CAW33	1140,00
630	920	212	7,5	5150	12800	260	340	230/630CAW33	471,00
670	980	230	7,5	5730	14200	240	320	230/670CAW33	601,00
750	1090	250	7,5	7000	17900	200	280	230/750CAW33	789,00
800	1150	345	7,5	10260	24626	170	220	240/800CAW33	1092,00
850	1220	272	7,5	8450	22500	180	240	230/850CAW33	1074,00
	1120	200	7,8	5880	15200	175	350	239/850CAKW33	530,00
	1220	365	7,5	10400	29700	160	200	240/850CAW33	1410,00
1180	1540	272	7,5	9350	29600	110	150	239/1180CAKW33	1350,00
	1660	355	9,5	9350	29600	110	150	230/1180CAW33	2460,00
	1540	355	7,5	13310	40000	110	150	249/1180CAK30FAC3	1772,00
1500	1820	315	7,5	12000	40000	65	83	249/1500CAK30FAC3	1730,00
1800	2180	375	9,5	17400	62800	62	70	248/1800CAK30FAC3	2920,00

SPHERICAL ROLLER DOUBLE ROW SEALED



Principal dimensions				Basic load ratings		Designations
mm				KN		
d	D	B	rmin	Cr	Cor	
60	110	36,00	1,50	115	147	22212SLD-22212KSLD
65	120	39,00	1,50	143	179	22213SLD-22213KSLD
70	125	39,00	1,50	154	201	22214SLD-22214KSLD
75	130	39,00	1,50	166	223	22215SLD-22215KSLD
80	140	41,00	2,00	179	239	22216SLD-22216KSLD
85	150	44,00	2,00	206	272	22217SLD-22217KSLD
90	160	50,40	2,00	256	345	22218SLD-22218KSLD
95	170	51,00	2,10	294	390	22219SLD-22219KSLD
100	180	60,30	2,10	315	415	22220SLD-22220KSLD
110	200	69,80	2,10	410	570	22222SLD-22222KSLD
120	215	76,00	2,10	485	700	22224SLD-22224KSLD
130	230	80,00	3,00	570	790	22226SLD-22226KSLD
140	250	88,00	3,00	685	975	22228SLD-22228KSLD
150	270	96,00	3,00	775	1160	22230SLD-22230KSLD
160	290	104,00	3,00	870	1290	22232SLD-22232KSLD

SPHERICAL ROLLER BEARING SHAKER SCREEN



Principal dimensions				Basic load ratings		Designations	Kg
mm				KN			
d	D	B	rmin	Cr	Cor		
75	160	55	2	338	410	22315SCMAC4	5,4
80	170	58	2	420	525	22316SCMAC4	6,55
85	180	60	3	455	570	22317SCMAC4	7,59
90	190	64	3	520	650	22318SCMAC4	9,00
90	190	73	3	495	650	23318SCMAC4	9,59
95	200	67	3	565	720	22319SCMAC4	10,4
100	215	73	3	675	865	22320SCMAC4	13,3
110	240	80	3	835	1090	22322SCMAC4	18,3
110	240	92	3	815	1110	23322SCMAC4	20,2
120	260	86	3	945	1230	22324SCMAC4	23,0
120	260	106	3	905	1250	23324SCMAC4	26,6
130	280	93	4	1090	1440	22326SCMAC4	28,7
130	280	112	4	1060	1480	23326SCMAC4	32,3
140	300	102	4	1280	1710	22328SCMAC4	36,1
140	300	118	4	1120	1600	23328SCMAC4	38,8
150	320	108	4	1430	2040	22330SCMAC4	43,4
150	320	128	4	1280	1830	23330SCMAC4	47,8
160	340	114	4	1530	2210	22332SCMAC4	51,6
160	340	136	4	1580	2300	23332SCMAC4	57,7
170	360	120	4	1720	2520	22334SCMAC4	60,7
180	380	126	4	1920	2920	22336SCMAC4	71,4
190	400	132	5	2090	3200	22338SCMAC4	82,6
200	420	138	5	2230	3400	22340SCMAC4	93,2
220	460	180	5	4500	2900	22344SCMAC4	145