



Thrust Bearing

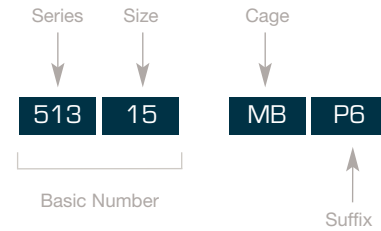
BALL BEARING



Chapter 12
Ball Bearing
pages 00 to 00



www.fbc-usa.com



Series & Size

- 51,53*** Single direction thrust ball bearing
- 52,54*** Standard series spherical roller bearings
- (*)** Standard series spherical roller bearings

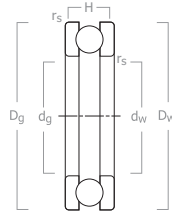
Cage

- No Symbol** Standard cage.
- J** Pressed steel cage.
- MP** Machined window type brass cage
- FP** Machined window type steel cage

Suffix

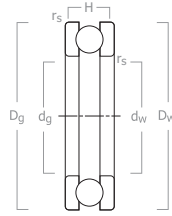
- P6** ISO Class 6 (equivalent to ABEC 3)
- P5** ISO Class 5 (equivalent to ABEC 5)
- P4** ISO Class 4 (equivalent to ABEC 7)

BALL BEARING



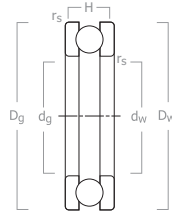
Principal dimensions				Basic load ratings		Speed ratings(rpm)		Designations	Weight
mm				KN		Grease	Oil		
d	D	H	rmin	Cr	Cor				
55	78	16	0,60	31	78	2800	3800	51111	0,25
	90	25	1,00	61	134	2200	3200	51211	0,59
	105	35	1,10	102	208	1700	2400	51311	1,30
	120	48	1,50	180	360	1300	1800	51411	2,91
60	85	17	1,00	37	93	2600	3600	51112	0,33
	95	26	1,00	62	140	2000	3000	51212	0,65
	110	35	1,10	102	208	1600	2200	51312	1,37
	130	51	1,50	200	400	1200	1700	51412	3,70
65	90	18	1,00	38	98	2400	3400	51113	0,36
	100	27	1,00	64	150	2000	3000	51213	0,74
	115	36	1,10	106	220	1600	2200	51313	1,49
	140	56	2,00	216	450	1100	1600	51413	4,67
70	95	18	1,00	38	104	2400	3400	51114	0,39
	105	27	1,00	66	160	1900	2800	51214	0,78
	125	40	1,10	137	300	1400	1900	51314	2,00
	150	60	2,00	236	500	1100	1600	51414	5,72
75	100	19	1,00	44	137	2200	3200	51115	0,52
	110	27	1,00	67	170	1900	2800	51215	0,83
	135	44	1,50	163	360	1300	1800	51315	2,61
	160	65	2,00	250	560	1000	1500	51415	7,06
80	105	19	1,00	45	140	2200	3200	51116	0,56
	115	28	1,00	75	190	1800	2600	51216	0,91
	140	44	1,50	160	360	1300	1800	51316	2,71
	170	68	2,10	270	620	950	1400	51416	8,35
85	110	19	1,00	46	150	2200	3200	51117	0,60

BALL BEARING



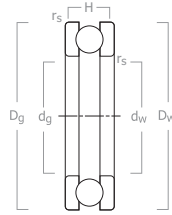
Principal dimensions				Basic load ratings		Speed ratings(rpm)		Designations	Weight
mm				KN		Grease	Oil		
d	D	H	rmin	Cr	Cor				
	125	31	1,00	98	250	1600	2200	51217	1,22
	150	49	1,50	190	425	1200	1700	51317	3,53
	180	72	2,10	290	680	900	1300	51417	9,80
90	120	22	1,00	60	190	1900	2800	51118	0,88
	135	35	1,10	120	300	1500	2000	51218	1,68
	155	50	1,50	196	465	1200	1700	51318	0,84
	190	77	2,10	305	750	850	1200	51418	11,60
100	135	25	1,00	85	270	1600	2200	51120	
	150	38	1,10	122	320	1400	1900	51220	0,50
	170	55	1,50	232	560	1100	1600	51320	4,95
	210	85	3,00	365	965	750	1000	51420	16,40
110	145	25	1,00	87	290	1600	2200	51122	1,45
	160	38	1,10	129	360	1300	1800	51222	2,41
	190	63	2,00	275	720	950	1400	51322	7,87
	230	95	3,00	415	1140	700	950	51422	20,80
120	155	25	1,00	90	310	1500	2000	51124	1,59
	170	39	1,10	140	400	1200	1700	51224	2,67
	210	70	2,10	325	915	850	1200	51324	10,80
	250	102	4,00	425	1220	670	900	51424	26,50
130	170	30	1,00	112	390	1300	1800	51126	2,37
	190	45	1,50	183	540	1100	1600	51226	3,99
	225	75	2,10	360	1060	800	1100	51326	12,90
	270	110	4,00	520	1600	600	800	51426	32,80
140	180	31	1,00	112	400	1300	1800	51128	2,59
	200	46	1,50	190	570	1000	1500	51228	4,33

BALL BEARING



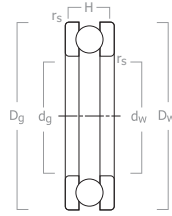
Principal dimensions				Basic load ratings		Speed ratings(rpm)		Designations	Weight
mm				KN		Grease	Oil		kg
d	D	H	rmin	Cr	Cor				
	240	80	2,10	400	1220	750	1000	51328	15,70
	280	112	4,00	510	1600	600	800	51428	34,90
150	190	31	1,00	110	400	1200	1700	51130	2,26
	215	50	1,50	236	735	950	1400	51230	6,09
	250	80	2,10	405	1290	700	950	51330	16,40
	300	120	4,00	560	1800	560	750	51430	43,10
160	200	31	1,00	112	430	1200	1700	51132	2,39
	225	51	1,50	245	780	950	1400	51232	6,56
	270	87	3,00	455	1500	670	900	51332	21,10
170	215	34	1,10	132	500	1100	1600	51134	3,08
	240	55	1,50	285	930	850	1200	51234	8,14
	280	87	3,00	465	1630	670	900	51334	22,10
180	225	34	1,10	134	530	1000	1500	51136	3,17
	250	56	1,50	290	1000	850	1200	51236	8,60
	300	95	3,00	520	1830	600	800	51336	28,30
190	240	37	1,10	170	655	950	1400	51138	4,08
	270	62	2,00	335	1160	750	1000	51238	11,70
	320	105	4,00	600	2200	560	750	51338	35,70
200	250	37	1,10	170	655	950	1400	51140	4,26
	280	62	2,00	340	1220	750	1000	51240	12,20
	340	110	4,00	620	2400	530	700	51340	44,30
220	270	37	1,10	176	735	850	1200	51144	4,64
	300	63	2,00	355	1340	700	950	51244	13,20
240	300	45	1,50	232	965	750	1000	51148	7,69
	340	78	2,10	465	1860	600	800	51248	23,00

BALL BEARING



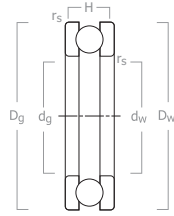
Principal dimensions				Basic load ratings		Speed ratings(rpm)		Designations	Weight
mm				KN		Grease	Oil		
d	D	H	rmin	Cr	Cor				kg
260	320	45	1,50	236	1020	750	1000	51152	8,25
	360	79	2,10	475	2000	560	750	51252	24,80
280	350	53	1,50	315	1340	670	900	51156	12,50
	380	80	2,10	490	2160	560	750	51256	26,70
300	380	62	2,00	365	1600	600	800	51160	17,70
	420	95	3,00	610	2750	480	630	51260	42,10
320	400	63	2,00	375	1700	560	750	51164	19,10
	440	95	3,00	620	2900	480	630	51264	44,20
340	420	64	2,00	380	1800	560	750	51168	20,50
	460	96	3,00	640	3150	450	600	51268	47,10
360	440	65	2,00	405	2000	530	700	51172	20,80
	500	110	4,00	765	3900	400	530	51272	69,30
380	460	65	2,00	430	2240	500	670	51176	22,60
400	480	65	2,00	440	2320	500	670	51180	23,60
420	500	65	2,00	440	2450	480	630	51184	24,60
440	540	80	2,10	530	3000	430	560	51188	40,30
460	560	80	2,10	530	3100	430	560	51192	42,10
480	580	80	2,10	540	3250	400	530	51196	43,60
500	600	80	2,10	550	3350	400	530	511/500	45,00
530	640	85	3,00	620	3900	360	480	511/530	56,30

BALL BEARING



Principal dimensions				Basic load ratings			Speed ratings(rpm)		Designations	Weight
mm				KN			Grease	Oil		kg
d	D	H	rmin	Cr	Cor					
55	100	47	1,00	0,60	64	150	2000	3000	52213	1,34
	115	65	1,10	0,60	106	220	1600	2200	52313	2,73
60	105	47	1,00	1,00	66	160	1900	2800	52214	1,47
	125	72	1,10	1,00	137	300	1400	1900	52314	3,66
	150	107	2,00	1,00	236	500	1100	1600	52414	8,76
65	110	47	1,00	1,00	67	170	1900	2800	52215	1,57
	135	79	1,50	1,00	163	360	1300	1800	52315	4,80
	160	115	2,00	1,00	250	560	1000	1500	52415	10,80
70	115	48	1,00	1,00	75	190	1800	2600	52216	1,72
	140	140	1,50	1,00	160	360	1300	1800	52316	4,94
	170	170	2,10	1,00	270	620	950	1400	52416	12,70
	180	128	2,10	1,10	290	680	900	1300	52417	15,10
75	125	55	1,00	1,00	98	250	1600	2200	52217	2,39
	150	87	1,50	1,00	190	425	1200	1700	52317	6,35
	190	135	2,10	1,10	305	750	850	1200	52418	17,80
80	135	62	1,10	1,00	120	300	1500	2000	52218	3,22
	155	88	1,50	1,00	196	465	1200	1700	52318	6,80
85	210	150	3,00	1,10	365	965	750	1000	52420	23,80
85	150	67	1,10	1,00	122	320	1400	1900	52220	4,21
95	160	67	1,10	1,00	129	360	1300	1800	52222	4,63
	190	190	2,00	1,00	275	720	950	1400	54322	12,10
100	170	68	1,10	1,10	140	400	1200	1700	52224	5,23
	210	210	2,10	1,10	325	915	850	1200	52324	19,40
110	190	80	1,50	1,10	183	540	1100	1600	52226	7,99
	225	130	2,10	1,10	360	1060	800	1100	52326	23,40

BALL BEARING



Principal dimensions				Basic load ratings			Speed ratings(rpm)		Designations	Weight
mm				KN			Grease	Oil		kg
d	D	H	rmin	Cr	Cor					
120	200	81	1,50	1,10	190	570	1000	1500	52228	8,66
	240	140	2,10	1,10	400	1220	750	1000	52328	28,20
130	215	89	1,50	1,10	236	735	950	1400	52230	11,40
140	225	90	1,50	1,10	245	780	950	1400	52232	12,10
150	240	97	1,50	1,10	285	930	850	1200	52234	14,90