



Cylindrical Roller

Double Row

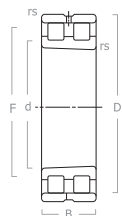


Chapter 5
Double Row
pages 00 to 00



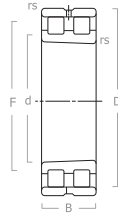
www.fbc-usa.com

DOUBLE ROW



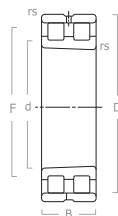
Principal dimensions				Basic load ratings			Speed ratings(rpm)		Designations	Weight
mm				KN			Grease	Oil		kg
d	D	B	rmin	EW/FW	Cr	Cor				
30	55	19	1,00	49	29	34	16000	19000	NN3006	0,20
35	62	20	1,00	55	36	44	14000	17000	NN3007	0,26
40	68	21	1,00	61	45	59	12000	15000	NN3008	0,32
45	75	23	1,00	68	54	72	11000	14000	NN3009	0,41
50	80	23	1,00	73	57	80	10000	13000	NN3010	0,41
55	90	26	1,10	81	71	100	9000	11000	NN3011	0,65
60	95	26	1,10	86	75	110	8500	10000	NN3012	0,67
65	100	26	1,10	91	77	116	8000	9500	NN3013	0,74
70	110	30	1,10	100	98	150	7000	8500	NN3014	1,07
75	115	30	1,10	105	100	156	6700	8000	NN3015	1,13
80	125	34	1,10	113	120	186	6300	7500	NN3016	1,56
85	130	34	1,10	118	125	200	6000	7000	NN3017	1,64
90	140	37	1,50	127	140	224	5600	6700	NN3018	2,13
95	145	37	1,50	132	143	236	5300	6300	NN3019	2,23
100	140	40	1,10	113	129	255	5300	6300	NNU4920	1,88
	150	37	1,50	137	146	245	5300	6300	NN3020	2,32
105	145	40	1,10	118	129	260	5300	6300	NNU4921	1,96
	160	41	2,00	146	190	310	4800	5600	NN3021	2,96
110	150	40	1,10	155	132	270	5000	6000	NNU4922	2,04
	170	45	2,00	155	220	360	4500	5300	NN3022	3,76
120	165	45	1,10		176	340	4500	5300	NNU4924	2,76
	180	46	2,00	165	232	390	4300	5000	NN3034	4,10
130	180	50	1,50		190	390	4000	4800	NNU4926	3,79
	200	52	2,00	182	290	500	3800	4500	NN3026	6,04
140	190	50	1,50	156	190	400	3800	4500	NNU4928	4,11

DOUBLE ROW



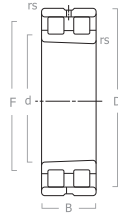
Principal dimensions				Basic load ratings			Speed ratings(rpm)		Designations	Weight
mm				KN			Grease	Oil		kg
d	D	B	rmin	EW/FW	Cr	Cor				
	210	53	2,00	192	300	520	3600	4300	NN3028	6,48
150	210	60	2,00		325	655	3600	4300	NNU4930	6,20
	225	56	2,10	206	335	585	3400	4000	NN3030	7,88
160	220	60	2,00		335	680	3400	4000	NNU4932	6,53
	240	60	2,10	219	375	670	3200	3800	NN3032	9,57
170	230	60	2,00		340	695	3200	3800	NNU4934	6,85
	260	67	2,10	236	450	800	3000	3600	NN3034	13,00
180	250	69	2,00	201	405	850	3000	3600	NNU4936	10,20
	280	74	2,10	255	570	1.000	2800	3400	NN3036	17,00
190	260	69	2,00	212	405	880	2800	3400	NNU4938	10,60
	290	75	2,10	265	585	1.040	2600	3200	NN3038	18,00
200	280	80	2,10		490	1.040	2600	3200	NNU4940	14,90
	310	82	2,10	282	655	1.200	2400	3000	NN3040	23,00
220	300	80	2,10	245	510	1.140	2400	3000	NNU4944	16,20
	340	90	3,00	310	800	1.460	2200	2800	NN3044	32,90
240	320	80	2,10	265	530	1.200	2200	2800	NNU4948	17,40
	360	92	3,00	330	850	1.560	2000	2600	NN3048	36,00
260	360	100	2,10	292	750	1.700	2000	2600	NNU4952	30,20
	400	104	4,00	364	1.060	2.000	1900	2400	NN3052	48,00
280	380	100	2,10	309	765	1.800	1900	2400	NNU4956	32,20
	420	106	4,00	384	1.080	2.080	1800	2200	NN3056	51,70
300	420	118	3,00	339	1.040	2.400	1700	2000	NNU4960	50,00
	460	118	4,00	418	1.270	2.400	1600	1900	NN3060	71,50
320	440	118	3,00	359	1.060	2.550	1600	1900	NNU4964	52,70
	480	121	4,00	438	1.320	2.600	1600	1900	NN3064	77,20

DOUBLE ROW



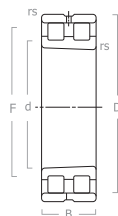
Principal dimensions				Basic load ratings			Speed ratings(rpm)		Designations	Weight
mm				KN			Grease	Oil		kg
d	D	B	rmin	EW/FW	Cr	Cor				
340	580	243	5,00	402	4.000	7.550	780	940	NNU4168	267,00
360	540	134	5,00	493	1.940	3.900	900	1100	NN3072K	105,00
380	560	135	5,00	515	1.800	4.100	1300	1500	NN3076K	110,00
	620	243	5,00	442	4.130	8.350	700	850	NNU4176	288,00
400	540	140	4,00	549	1.700	4.500			NNU4980K	90,60
	600	148	5,00	549	2.360	4.750	1150	1300	NN3080K	141,00
	620	200	5,00	469	3.450	7.500	750	900	NNU4084	204,00
440	540	100	2,10	471	1.000	3.000	840	950	NNP4088	256,00
	640	230	6,00	482	4.790	10.400	700	850	NNP488	49,00
	720	280	6,00	511	5.650	11.500	600	700	NNU4088K	214,00
460	580	118	3,00	497	1.150	3.250	840	950	NNU4892K	75,00
	620	160	4,00	510	2.000	5.400	800	900	NNU4992	132,00
	680	218	6,00	513	4.250	9.300	650	780	NNU4092K	235,00
	760	300	7,50	537	6.350	13.000	550	650	NNU4192	533,00
480	650	170	5,00	534	2.300	6.150	720	880	NNU4996	150,00
	700	165	6,00	644	2.500	5.800	930	1000	NN3096	198,00
	790	308	7,50	557	7.000	14.400	500	600	NNU4196	591,00
500	670	160	5,00	554	2.450	6.800	750	1000	NNU49/500	174,00
	720	167	6,00	664	2.650	5.800	950	1100	NN30/500	178,00
	830	325	7,50	582	7.400	14.500	580	700	NNU41/500	705,00
530	710	180	5,00	588	2.930	7.450	700	950	NNU49/530	203,00
	780	185	6,00	715	3.250	7.250	880	980	NN30/530	262,00
	870	335	7,50	618	7.750	15.500	460	550	NNU41/530	788,00
560	750	190	5,00	623	3.210	8.950	630	750	NNU49/560	245,00
	820	195	5,00	755	3.720	8.170	600	850	NN30/560K	337,00

DOUBLE ROW



Principal dimensions				Basic load ratings			Speed ratings(rpm)		Designations	Weight
mm				KN			Grease	Oil		kg
d	D	B	rmin	EW/FW	Cr	Cor				
600	800	200	5,00	666	3.700	11.400	560	670	NNU49/600	282,00
	870	200	6,00	805	4.460	9.850	600	800	NN30/600	403,00
	980	375	7,50	699	9.800	21.000	380	450	NNU41/600	1123,00
630	780	150	4,00	738	2.270	6.900	500	600	NN48/630K	161,00
	920	212	7,50	850	4.350	10.600	550	750	NN30/630K	438,00
670	900	230	6,00	738	4.900	12.500	500	600	NNU49/670	424,00
	980	230	7,50	760	4.980	11.300	670	750	NNU30/670	594,00
690	980	365	7,50	759	9.950	26.100	560	670	NNU6/690	912,00
710	870	180	4,00	823	2.600	8.500	480	550	NN48/710	
	950	243	6,00	770	5.730	15.200	450	530	NNP49/710	493,00
	1030	236	7,50	784	5.500	12.500	580	650	NN30/710	595,00
750	1150	438	9,50	820	12.800	2.800	310	370	NNU41/710	1800,00
	920	170	5,00	879	3.550	10.000	460	530	NN48/750K30	235,00
	1000	250	6,00	831	5.400	15.800	420	480	NNU49/750	535,00
800	1090	250	7,50	8	6.800	15.000	550	600	NN30/750	700,00
	1060	258	6,00	884	5.800	16.500	360	440	NNU49/800	614,00
	1150	258	7,50	1.065	7.500	17.500	510	580	NN30/800K	750,00
850	1280	475	9,50	921	15.500	36.000	270	325	NNU41/800	2380,00
	1120	272	6,00	939	5.650	17.500	350	420	NNU49/850	715,00
	1220	365	7,50	1.130	11.000	28.000	290	350	NNU40/850	1350,00
900	1360	500	12,00	976	19.000	44.500	230	285	NNU41/850	2890,00
	1180	280	6,00	986	6.300	19.000	330	380	NNU49/900	843,00
	1280	280	7,50	1.185	7.920	19.000	310	370	NN30/900	1050,00
950	1420	515	12,00	1.032	20.500	47.000	210	270	NNU41/900	3160,00
	1250	300	7,50	1.046	7.050	22.300	410	460	NNU49/950	958,00

DOUBLE ROW



Principal dimensions				Basic load ratings			Speed ratings(rpm)		Designations	Weight
mm				KN			Grease	Oil		kg
d	D	B	rmin	EW/FW	Cr	Cor				
	1360	300	7,50	1.255	8.750	22.500	390	440	NN30/950	1300,00
	1500	545	12,00	1.092	24.500	56.500	195	250	NNU41/950	3850,00
1000	1320	315	7,50	1.238	8.500	26.000	380	440	NN49/1000	1210,00
	1420	308	7,50	1.316	10.000	24.600	370	420	NN30/1000	1385,00
	1580	580	12,00	1.154	27.200	62.500	190	250	NNU41/1000K30	4250,00
1060	1400	335	7,50	1.160	10.000	30.600	350	380	NNU49/1060	1360,00
	1500	325	9,50	1.391	10.500	37.500	350	380	NN30/1060	1650,00
1120	1460	335	7,50	1.220	10.000	31.500	330	370	NNU49/1120	1440,00
	1750	630	15,00	1.279	33.500	76.600	165	190	NNU41/1120K	5570,00
1180	1540	355	7,50	1.285	11.500	35.500	310	350	NNU49/1180	1660,00
	1850	670	15,00	1.350	35.500	83.500	150	185	NNU41/1180	7200,00
1250	1950	710	15,00	1.426	41.500	98.500	120	160	NNU41/1250K30	8000,00
1320	1720	400	7,50	1.620	13.200	42.500	260	300	NN49/1320	3040,00
	2060	750	15,00	1.507	45.600	106.000	130	150	NNU41/1320	9450,00
1400	2180	775	19,00	1.598	49.500	117.000	90	120	NNU41/1400	10700,00
1500	2300	800	19,00	1.709	52.500	132.000	85	110	NNU41/1500	12300,00